




# Club Health Assessment for District 22 A through March 2025

			Status	Membership							Reports					Finance	LCIF
Club Number	Club Name	Charter Date		Current Member Count	YTD Members Added	YTD Members Dropped	YTD Net Growth	YTD Net Growth%	Member Count 12 Months Ago	Avg. length of service for dropped members	Months Since Last MMR ***	Yrs. Since Last Officer Report	President Rotation	Vice President Reported ****	Months Since Last Activity Report ***	Account Balance	Donations for current Fiscal Year
			Number of times on status quo within last two years	If below 15 members appears				If net loss is greater than 20% appears			If no report in 3 months appears in	When more than one year appears in	Number of repeat terms	Notes the officers that do not have appears in an active	If no report at 12 months red		
Clubs more than two years old																	
8713	ABERDEEN	05/27/1932	Active	47	0	1	-1	-2.08%	48	18	3			N	0		\$3,100.00
67122	ABERDEEN LIONESS	01/21/2003	Active	21	2	0	2	10.53%	21		4		11		S,M,VP,SC	1	\$200.00
8714	ANNAPOLIS	05/19/1941	Active	10	0	1	-1	-9.09%	11	33	6		2	R	M,VP,SC	0	
8723	BALTIMORE FORTY WEST	04/22/1948	Active	14	0	1	-1	-6.67%	13	58	0			N	P,SC	12	\$200.00
128892	Baltimore Nepalese	09/15/2016	Active	24	3	0	3	14.29%	20		2			R		9	
8724	BEL AIR	12/15/1942	Active	62	9	1	8	14.81%	54	12	0			N		0	\$3,350.00
Exc Award (06/30/2018, 06/30/2020, 06/30/2023)																	
46508	CHURCHVILLE	08/29/1986	Active	22	2	0	2	10.00%	22		2			R		0	\$500.00
Exc Award (06/30/2023)																	
8726	CLARKSVILLE	03/16/1971	Active	8	0	0	0	0.00%	8		9		8		M,VP,SC	24+	90+ Days
8728	DARLINGTON	05/02/1947	Active	21	0	2	-2	-8.70%	18	1	6		2	R	SC	0	\$333.00
Exc Award (06/30/2023, 06/30/2024)																	
8729	EASTERN REGIONAL	10/26/1942	Active	13	0	0	0	0.00%	13		9			N		2	
Exc Award (06/30/2018)																	
8732	EDGEWOOD	09/22/1947	Active	17	0	0	0	0.00%	15		3		5	R	M,VP,SC	6	\$2,040.00
8733	ELLICOTT CITY COLUMBIA	04/29/1947	Active	11	3	0	3	37.50%	9		1		2		VP,SC	13	\$3,000.00
8734	FALLSTON	03/17/1970	Active	13	0	0	0	0.00%	13		9		7	R	VP,SC	24+	
46400	GLENWOOD	06/16/1950	Active	30	0	0	0	0.00%	30		11		5	R		7	\$25.00
8739	JARRETTSVILLE	05/06/1949	Active	74	11	4	7	10.45%	66	17	1			N	SC	3	\$3,300.00
Exc Award (06/30/2023, 06/30/2024)																	
8740	JOPPATOWNE L C	01/07/1965	Active	9	0	1	-1	-10.00%	15	12	8		9	R	SC	24+	
8742	LINTHICUM	11/22/1943	Active	12	0	0	0	0.00%	12		5		4	R	M	2	\$260.00
8744	LONG GREEN VALLEY	03/04/1957	Active	9	0	0	0	0.00%	9		1		23	R	T,M	24+	
8746	OVERLEA	02/22/1946	Active	11	1	0	1	10.00%	10		0		4		T,M,VP,SC	16	
111276	PERRY HALL KINGSVILLE	06/09/2011	Active	30	1	6	-5	-14.29%	34	8	0		15		M,VP,SC	21	



## Club Health Assessment for District 22 A through March 2025

						Status										Membership										Reports						Finance		LCIF
Club Number	Club Name	Charter Date							Current Member Count	YTD Members Added	YTD Members Dropped	YTD Net Growth	YTD Net Growth%	Member Count 12 Months Ago	Avg. length of service for dropped members	Months Since Last MMR ***	Yrs. Since Last Officer Report	President Rotation	Vice President Reported ****	Months Since Last Activity Report ***	Account Balance	Donations for current Fiscal Year												
8750	REISTERSTOWN Exc Award (06/30/2018)	01/13/1950																																
8753	SEVERN RIVER Exc Award (06/30/2023)	02/02/1956																																
Current Total Clubs Count	YTD New Clubs Count	YTD Cancelled Clubs Count	YTD Net Club Gain	Current Total Members Count	YTD Add	YTD Drop	YTD Net Growth	YTD Net Growth %	Member Count 12 Months Ago	Average Member Count Per Club	% of Clubs with less than 20 members	% No MMR in 3 Months	% No Officer Report in 12 Months	% of Clubs with balance 90+ days	Number of Clubs in Status Quo	% Status Quo Clubs in Financial Suspension	Number of Cancelled Clubs	Average Cancelled Club Age	Members Lost Due to Cancellation	% of Clubs Cancelled for Non-Financial Reasons														
22	0	0	0	526	33	20	13	2.53%	516	24	50%	55%	0%	5%	0	0%	0	0	0	0%														

\* - P - Priority Club. Cancellation Reasons: 1-Objectives/conduct, 2-Non-active club, 5-Non-existing club, 6-Disbanding, 7-Merger, 8-Financial Suspension, 9-District/Multiple District Dues.


\*\* - Abbreviation: P-President, S-Secretary, T-Treasurer, M-Member Chairperson, VP-First Vice President, MC-Communications Chairperson, SC-Service Chairperson

\*\*\* - Abbreviation: N/R - Never reported using the Lions Clubs website, N/A - Not applicable, No password registered for the Lions Clubs website.

\*\*\*\* - Abbreviation: N - New, IP - Immediate Past, R - Repeat.



# Club Health Assessment for District 22 B through March 2025

			Status	Membership							Reports					Finance	LCIF	
Club Number	Club Name	Charter Date		Current Member Count	YTD Members Added	YTD Members Dropped	YTD Net Growth	YTD Net Growth%	Member Count 12 Months Ago	Avg. length of service for dropped members	Months Since Last MMR ***	Yrs. Since Last Officer Report	President Rotation	Vice President Reported ****	Months Since Last Activity Report ***	Account Balance	Donations for current Fiscal Year	
			Number of times on status quo within last two years	If below 15 members appears					If net loss is greater than 20% appears			If no report in 3 months appears in	When more than one year appears in	Number of repeat terms	Notes the officers that do not have an active	If no report at 12 months appears in red		
Clubs more than two years old																		
8759	ALLEN	09/21/1959	Active	24	0	3	-3	-11.11%	27	11	3			R	M,SC	20	90+ Days	
Exc Award (06/30/2017)																		
8760	BERLIN	11/20/1931	Active	53	0	0	0	0.00%	52		4		4		M,VP,SC	10		
8761	BETTERTON STILL POND	08/19/1952	Active	20	2	3	-1	-4.76%	21	8	2		2		T,VP	4		\$500.00
8762	CAMBRIDGE	09/03/1952	Active	25	1	2	-1	-3.85%	25	2	0			N	M	0		\$1,000.00
Exc Award (06/30/2021, 06/30/2023, 06/30/20)																		
8763	CECILTON	04/02/1952	Active	43	1	6	-5	-10.42%	49	11	7		None	N	P,VP,SC	7		\$500.00
8765	CHESAPEAKE CITY	11/21/1946	Active	79	10	4	6	8.22%	73	4	0		2	N	SC	0		\$2,050.00
Exc Award (06/30/2018, 06/30/2020, 06/30/20)																		
8766	CHESTERTOWN	02/13/1940	Active	69	4	7	-3	-4.17%	79	14	0			N		0		\$1,627.00
Exc Award (06/30/2018, 06/30/2021, 06/30/20)																		
62637	CONOWINGO	01/01/2000	Active	10	0	0	0	0.00%	11		7		2	R	M,SC	4		
40859	CRISFIELD	02/22/1982	Active	27	2	2	0	0.00%	25	10	1		2	R		2		\$1,000.00
66424	CRISFIELD LIONESS	06/28/2002	Active	43	5	3	2	4.88%	40	9	0			R		3		\$900.00
8768	DEAL ISLAND CHANCE	10/24/1952	Active	16	0	0	0	0.00%	16		9		3	R	VP,SC	12		
8769	DENTON	09/26/1946	Active	15	1	2	-1	-6.25%	17	37	0			N	M,SC	2		\$1,000.00
8770	EASTON	02/01/1940	Active	33	1	0	1	3.13%	31		6			IP	M,SC	5	90+ Days	\$350.00
8771	ELKTON	12/05/1947	Active	9	0	1	-1	-10.00%	10	6	0		6	R		16	90+ Days	\$1,400.00
8772	FEDERALSBURG	05/17/1940	Active	100	6	4	2	2.04%	96	6	0			R		2		\$3,000.00
Exc Award (06/30/2019, 06/30/2020, 06/30/20)																		
8773	FRUITLAND	05/01/1947	Active	14	0	0	0	0.00%	13		11				P,M,VP,SC	17		
Exc Award (06/30/2018)																		
8774	GALENA	10/29/1958	Active	18	0	3	-3	-14.29%	19	1	6			N	SC	3		
8775	GREENSBORO	03/18/1938	Active	23	0	1	-1	-4.17%	23	23	6				M,VP,SC	0		\$1,000.00
8776	HEBRON	02/01/1938	Active	26	1	1	0	0.00%	28	15	1			N		11		\$275.00
8777	HURLOCK	02/11/1938	Active	43	1	0	1	2.38%	41		2			N		1		\$2,000.00



# Club Health Assessment for District 22 B through March 2025

			Status	Membership							Reports					Finance		LCIF
Club Number	Club Name	Charter Date		Current Member Count	YTD Members Added	YTD Members Dropped	YTD Net Growth	YTD Net Growth%	Member Count 12 Months Ago	Avg. length of service for dropped members	Months Since Last MMR ***	Yrs. Since Last Officer Report	President Rotation	Vice President Reported ****	Months Since Last Activity Report ***	Account Balance	Donations for current Fiscal Year	
			Number of times on status quo within last two years	If below 15 members appears				If net loss is greater than 20% appears			If no report in 3 months appears in	When more than one year appears in	Number of repeat terms	Notes the officers that do not have an active	If no report at 12 months appears in red			
Exc Award (06/30/2024)																		
8778	KENT ISLAND	01/31/1947	Active	11	0	0	0	0.00%	13		1		3	M,VP,SC	8		\$1,860.00	
8779	MARION	05/07/1951	Active	15	3	1	2	15.38%	11	26	3		None	N	P	4	\$1,020.00	
8780	MARYDEL	02/02/1948	Active	17	1	1	0	0.00%	14	14	0			N	SC	15		
47746	MILLINGTON	10/01/1987	Active	62	12	8	4	6.90%	60	2	0			N		0	\$100.00	
8783	OCEAN CITY	05/14/1947	Active	38	0	1	-1	-2.56%	42	58	1			IP	SC	0		
Exc Award (06/30/2019)																		
146138	Ocean City Lioness	05/24/2021	Active	45	0	1	-1	-2.17%	53	2	2			N		N/A	\$300.00	
8785	PERRYVILLE	04/28/1944	Active	13	0	1	-1	-7.14%	16	8	7		5	R		9	\$2,300.00	
Exc Award (06/30/2018)																		
8786	PITTSVILLE	10/09/1945	Active(1)	5	0	0	0	0.00%	5		19	1	None		P,S,T,M,VP SC	24+	90+ Days	
8787	POCOMOKE CITY	02/21/1934	Active	11	0	0	0	0.00%	12		10		5	R	T,M	16	\$1,000.00	
8789	PRESTON	02/28/1940	Active	26	9	3	6	30.00%	20	3	0		2	R	T,VP	14	\$250.00	
8790	PRINCESS ANNE	04/20/1948	Active	35	2	4	-2	-5.41%	37	21	1			N	T,M,SC	0	\$1,000.00	
8791	QUEENSTOWN	11/14/1935	Active	19	0	2	-2	-9.52%	21	1	1		3	R	VP,SC	1	\$1,000.00	
8792	RIDGELY	03/06/1953	Active	42	1	6	-5	-10.64%	46	8	0		2	R		0	\$2,125.00	
8793	RISING SUN	06/08/1932	Active	38	0	0	0	0.00%	38		2			N	SC	18		
8794	ROCK HALL	02/04/1953	Active	22	2	3	-1	-4.35%	23	3	1		7		VP	3	90+ Days	
8795	SALISBURY	05/21/1923	Active	58	3	7	-4	-6.45%	67	9	1			N	M,SC	0	\$700.00	
141686	Salisbury Bonded-By-Loyalty	06/17/2020	Cancelled(8*)	0	0	21	-21	-100.00%	21	4	3	1	None		P,S,T,M,VP SC	14	90+ Days	
120517	Salisbury Heritage	10/09/2013	Active	11	0	1	-1	-8.33%	16	3	3				M,VP,SC	0	90+ Days	
54330	SALISBURY METRO	04/12/1993	Active	15	0	0	0	0.00%	12		5		None		P,VP,SC	4	90+ Days	
127515	Salisbury PRIDE	05/13/2016	Cancelled(8*)	0	0	14	-14	-100.00%	14	6	3	1	None		P,S,T,M,VP SC	15	90+ Days	
8796	SHARPTOWN	02/16/1940	Active	10	0	1	-1	-9.09%	11	56	7		3	N	P,VP	7	\$1,025.00	
8797	SNOW HILL	04/15/1946	Active	24	2	2	0	0.00%	24	18	2		4	N	M,SC	15		
8798	SUDLERSVILLE	10/01/1962	Active	23	0	0	0	0.00%	23		13			N	P,T,M	0	\$550.00	



## Club Health Assessment for District 22 B through March 2025

				Status	Membership						Reports					Finance	LCIF	
Club Number	Club Name	Charter Date			Current Member Count	YTD Members Added	YTD Members Dropped	YTD Net Growth	YTD Net Growth%	Member Count 12 Months Ago	Avg. length of service for dropped members	Months Since Last MMR ***	Yrs. Since Last Officer Report	President Rotation	Vice President Reported ****	Months Since Last Activity Report ***	Account Balance	Donations for current Fiscal Year
				Number of times on status quo within last two years	If below 15 members appears				If net loss is greater than 20% appears			If no report in 3 months appears in	When more than one year appears in	Number of repeat terms	Notes the officers that do not have an active	If no report at 12 months appears in red		
8799	TRAPPE	11/15/1949	Active	18	2	0	2	12.50%	16			2		3	R T,VP	3		
8801	WILLARDS	10/07/1948	Active	18	0	3	-3	-14.29%	21	24		6		4	R M,SC	5		\$1,250.00

Clubs Cancelled Previous Fiscal Year – Clubs Cancelled within last 12 months may be reinstated

Club Number	Club Name	Charter Date	Current Status*	Cancellation Date
8782	NORTH EAST	03/27/1947	Cancelled(6*)	04/29/2024

Current Total Clubs Count	YTD New Clubs Count	YTD Cancelled Clubs Count	YTD Net Club Gain	Current Total Members Count	YTD Add	YTD Drop	YTD Net Growth	YTD Net Growth %	Member Count 12 Months Ago	Average Member Count Per Club	% of Clubs with less than 20 members	% No MMR in 3 Months	% No Officer Report in 12 Months	% of Clubs with balance 90+ days	Number of Clubs in Status Quo	% Status Quo Clubs in Financial Suspension	Number of Cancelled Clubs	Average Cancelled Club Age	Members Lost Due to Cancellation	% of Clubs Cancelled for Non-Financial Reasons
43	0	2	-2	1,266	72	122	-50	-3.80%	1,332	29	42%	42%	2%	16%	0	0%	2	45	35	0%

\* - P - Priority Club. Cancellation Reasons: 1-Objectives/conduct, 2-Non-active club, 5-Non-existing club, 6-Disbanding, 7-Merger, 8-Financial Suspension, 9-District/Multiple District Dues.

\*\* - Abbreviation: P-President, S-Secretary, T-Treasurer, M-Member Chairperson, VP-First Vice President, MC-Communications Chairperson, SC-Service Chairperson

\*\*\* - Abbreviation: N/R - Never reported using the Lions Clubs website, N/A - Not applicable, No password registered for the Lions Clubs website.

\*\*\*\* - Abbreviation: N - New, IP - Immediate Past, R - Repeat.



# Club Health Assessment for District 22 C through March 2025

			Status	Membership							Reports					Finance	LCIF	
Club Number	Club Name	Charter Date		Current Member Count	YTD Members Added	YTD Members Dropped	YTD Net Growth	YTD Net Growth%	Member Count 12 Months Ago	Avg. length of service for dropped members	Months Since Last MMR ***	Yrs. Since Last Officer Report	President Rotation	Vice President Reported ****	Months Since Last Activity Report ***	Account Balance	Donations for current Fiscal Year	
			Number of times on status quo within last two years	If below 15 members appears				If net loss is greater than 20% appears			If no report in 3 months appears in	When more than one year appears in	Number of repeat terms	Notes the officers that do not have an active	If no report at 12 months appears in red			
Clubs less than two years old																		
156815	DMV Maryland	01/26/2024	Cancelled(8*)	0	0	21	-21	-100.00%	21	1	15		None	P,S,T,M,VP SC	9	90+ Days		
176911	Greater Washington AAPI	08/19/2024	Active	21	24	3	21	100.00%	0	0	1			T,M,VP,SC	N/R	90+ Days		
179595	Mid-Atlantic Community Building	02/04/2025	Newly Chartered	24	24	0	24	100.00%	0		1			VP,SC	N/R			
156536	Oxon Hill - Shining Stars	12/07/2023	Active	23	4	13	-9	-28.13%	31	1	1		2	N	M,SC	1		
157261	Washington Hope for DC	04/11/2024	Cancelled(8*)	0	0	23	-23	-100.00%	0	1	14		None	P,S,T,M,VP SC	9	90+ Days		
Clubs more than two years old																		
8805	BELTSVILLE	03/17/1958	Active	41	4	2	2	5.13%	40	14	0		3	R	SC	9		
8804	BOWIE	06/20/1962	Active	40	4	0	4	11.11%	36		0			VP,SC	1		\$1,450.00	
8808	BRANDYWINE	01/11/1944	Active	26	1	1	0	0.00%	27	28	7		6	R		0	90+ Days	\$1,000.00
8810	BURTONSVILLE	12/15/1954	Active	18	0	1	-1	-5.26%	19	18	7			R	S,VP,SC	11		
8811	CALVERT COUNTY	05/01/1940	Active	30	2	5	-3	-9.09%	33	30	3		3	N	SC	7		\$150.00
123888	Capitol Hill	12/29/2014	Active(1)	14	0	0	0	0.00%	13		4		2		M,VP	11	90+ Days	
8814	COLESVILLE	11/02/1953	Active	24	4	2	2	9.09%	22	2	1		3	R	M,SC	1		\$2,100.00
8815	COLLEGE PARK	11/06/1952	Active	9	1	0	1	12.50%	8		1		4		VP,SC	20		\$100.00
8816	DAMASCUS	09/11/1946	Active	56	2	6	-4	-6.67%	57	13	0		None	R	P,SC	1		\$5,748.00
Exc Award (06/30/2018, 06/30/2021, 06/30/2025)																		
8818	GATEWAY	01/26/1950	Active	11	0	2	-2	-15.38%	13	44	3		4		VP,SC	1		\$5,150.00
8821	GREENBELT	11/26/1951	Active	15	0	1	-1	-6.25%	15	38	4		7	R		5	90+ Days	\$500.00
8822	HILLCREST MARLOW HEIGHTS	04/12/1954	Active	9	0	0	0	0.00%	9		70	3	None	P,S,T,M,VP SC	N/R			
29101	HOLLYWOOD	04/09/1974	Active	32	2	2	0	0.00%	32	26	1			N	SC	5		\$1,000.00
8823	HYATTSVILLE	03/03/1937	Active	3	0	0	0	0.00%	3		52	1	None	P,S,T,M,VP SC	N/R			
8827	LA PLATA	01/18/1945	Active	39	0	3	-3	-7.14%	42	25	4		2		T,M,VP	18		\$2,000.00
8828	LAUREL	04/20/1932	Active	3	0	8	-8	-72.73%	15	35	3		6		M,VP,SC	9		\$200.00
8829	LAYTONSVILLE	04/10/1961	Active	56	1	1	0	0.00%	53	0	2		4	N	M	0		\$1,000.00



# Club Health Assessment for District 22 C through March 2025

			Status	Membership							Reports					Finance		LCIF
Club Number	Club Name	Charter Date		Current Member Count	YTD Members Added	YTD Members Dropped	YTD Net Growth	YTD Net Growth%	Member Count 12 Months Ago	Avg. length of service for dropped members	Months Since Last MMR ***	Yrs. Since Last Officer Report	President Rotation	Vice President Reported ****	Months Since Last Activity Report ***	Account Balance	Donations for current Fiscal Year	
			Number of times on status quo within last two years	If below 15 members appears				If net loss is greater than 20% appears			If no report in 3 months appears in	When more than one year appears in	Number of repeat terms	Notes the officers that do not have an active	If no report at 12 months appears in red			
8830	LEONARDTOWN	04/23/1940	Active	63	8	4	4	6.78%	56	4	0			N	M,SC	9		\$1,500.00
	Exc Award (06/30/2018)																	
8831	LEXINGTON PARK	01/04/1946	Active	6	3	1	2	50.00%	4	52	0		4		M,VP,SC	3		
8833	MECHANICSVILLE	03/29/1957	Active	9	0	1	-1	-10.00%	10	40	1		2	R	M,SC	11		\$100.00
128515	Melwood Environmental	08/08/2016	Active(1)	8	0	0	0	0.00%	10		11	1	None		P,S,T,M,VP SC	12		
8834	MONOCACY	11/13/1940	Active	53	10	7	3	6.00%	53	34	0			R		0		\$8,025.00
8835	MONTGOMERY CENTRAL DERWOOD	03/17/1968	Active	9	0	0	0	0.00%	9		11		None		P,VP,SC	12		\$50.00
8837	MOUNT RAINIER BRENTWOOD	12/12/1946	Active	6	0	0	0	0.00%	6		19	1	None		P,S,T,M,VP SC	14		\$500.00
8838	OLNEY	03/21/1972	Active	49	7	2	5	11.36%	49	6	1			R	M,VP,SC	1		\$1,000.00
	Exc Award (06/30/2023)																	
8844	RIDGE	05/01/1957	Active	21	1	3	-2	-8.70%	24	15	1		8	N	SC	4		
8846	ROCKVILLE	02/17/1938	Active	27	0	7	-7	-20.59%	36	17	1				M,VP,SC	1		\$1,150.00
8847	SANDY SPRING	05/13/1946	Active	50	11	6	5	11.11%	50	22	0			N	SC	0		\$4,200.00
8849	SILVER HILL	11/02/1970	Active	35	1	24	-23	-39.66%	55	9	0			N		4		\$325.00
36877	SILVER SPRING LEISURE WORLD	04/23/1979	Active	60	6	5	1	1.69%	63	11	0		None	N	P,SC	1		\$2,000.00
8840	SOUTH POTOMAC L C	02/17/1960	Active	10	0	0	0	0.00%	11		6		3		P,M,VP,SC	9		
8852	SUBURBAN	11/30/1950	Active	21	3	0	3	16.67%	19		1		2	R	M	1		\$3,120.00
	Exc Award (06/30/2024)																	
8872	TAKOMA PARK	11/19/1929	Active	22	2	1	1	4.76%	22	0	6		8	R	SC	8		\$3,500.00
	Exc Award (06/30/2016)																	
149430	The George Washington University Campus	12/29/2021	Cancelled(8*)	0	0	7	-7	-100.00%	7	3	2	1	None		P,S,T,M,VP SC	N/R	90+ Days	
53003	UNIVERSITY PARK	05/01/1992	Active	1	0	0	0	0.00%	1		12		14		M,VP,SC	0		
8856	WALDORF	08/27/1947	Active	62	0	0	0	0.00%	54		9		2	N	SC	6		\$70.00
	Exc Award (06/30/2024)																	
8868	WASH PALISADES GEORGETOWN	02/07/1955	Active	19	0	0	0	0.00%	19		9		5	N	VP,SC	0	90+ Days	\$2,100.00



## Club Health Assessment for District 22 C through March 2025

			Status	Membership						Reports					Finance	LCIF	
Club Number	Club Name	Charter Date		Current Member Count	YTD Members Added	YTD Members Dropped	YTD Net Growth	YTD Net Growth%	Member Count 12 Months Ago	Avg. length of service for members	Months Since Last MMR ***	Yrs. Since Last Officer Report	President Rotation	Vice President Reported ****	Months Since Last Activity Report ***	Account Balance	Donations for current Fiscal Year
			Number of times on status quo within last two years	If below 15 members appears				If net loss is greater than 20% appears			If no report in 3 months appears in	When more than one year appears in	Number of repeat terms	Notes the officers that do not have an active	If no report at 12 months appears in red		
8864	WASHINGTON CHI-AM	03/09/1960	Active	6	0	0	0	0.00%	6		11		6	R	24+		
64835	WASHINGTON DC SPECIAL OLYMPICS	12/11/2001	Active(2)	12	0	0	0	0.00%	22		9		None	P,S,T,M,VP SC	13	90+ Days	\$200.00
8862	WASHINGTON FORT STEVENS	06/14/1971	Active	9	2	1	1	12.50%	8	2	0		4	R	0		
38434	WASHINGTON MIDTOWN	05/07/1980	Active	37	0	0	0	0.00%	35		0		2	R	0		\$705.00
Exc Award (06/30/2022)																	

Clubs Cancelled Previous Fiscal Year – Clubs Cancelled within last 12 months may be reinstated

Club Number	Club Name	Charter Date	Current Status*	Cancellation Date
8855	UPPER MARLBORO	01/19/1938	Cancelled(6*)	11/29/2023

Current Total Clubs Count	YTD New Clubs Count	YTD Cancelled Clubs Count	YTD Net Club Gain	Current Total Members Count	YTD Add	YTD Drop	YTD Net Growth	YTD Net Growth %	Member Count 12 Months Ago	Average Member Count Per Club	% of Clubs with less than 20 members	% No MMR in 3 Months	% No Officer Report in 12 Months	% of Clubs with balance 90+ days	Number of Clubs in Status Quo	% Status Quo Clubs in Financial Suspension	Number of Cancelled Clubs	Average Cancelled Club Age	Members Lost Due to Cancellation	% of Clubs Cancelled for Non-Financial Reasons
43	2	3	-1	1,089	127	163	-36	-3.20%	1,118	25	44%	47%	9%	14%	0	0%	3	30	51	0%

\* - P - Priority Club. Cancellation Reasons: 1-Objectives/conduct, 2-Non-active club, 5-Non-existing club, 6-Disbanding, 7-Merger, 8-Financial Suspension, 9-District/Multiple District Dues.

\*\* - Abbreviation: P-President, S-Secretary, T-Treasurer, M-Member Chairperson, VP-First Vice President, MC-Communications Chairperson, SC-Service Chairperson

\*\*\* - Abbreviation: N/R - Never reported using the Lions Clubs website, N/A - Not applicable, No password registered for the Lions Clubs website.

\*\*\*\* - Abbreviation: N - New, IP - Immediate Past, R - Repeat.



# Club Health Assessment for District 22 D through March 2025

			Status	Membership							Reports					Finance	LCIF
Club Number	Club Name	Charter Date		Current Member Count	YTD Members Added	YTD Members Dropped	YTD Net Growth	YTD Net Growth%	Member Count 12 Months Ago	Avg. length of service for dropped members	Months Since Last MMR ***	Yrs. Since Last Officer Report	President Rotation	Vice President Reported ****	Months Since Last Activity Report ***	Account Balance	Donations for current Fiscal Year
			Number of times on status quo within last two years	If below 15 members appears					If net loss is greater than 20% appears		If no report in 3 months appears in	When more than one year appears in	Number of repeat terms	Notes the officers that do not have an active	If no report at 12 months appears in red		
Clubs less than two years old																	
157613	Delaware Generous	03/05/2024	Active	24	2	0	2	9.09%	22		5			M,VP,SC	N/R	90+ Days	
180538	Delaware Valley	01/24/2025	Newly Chartered	20	20	0	20	100.00%	0		2			M,VP,SC	N/R		
179187	DSU Campus	01/09/2025	Newly Chartered	23	23	0	23	100.00%	0		2		N		N/A		
171500	MOT Area Lions Club	05/13/2024	Active	17	1	5	-4	-19.05%	0	2	2		2	N	6		
Clubs more than two years old																	
133760	Bellefonte	01/30/2018	Active	160	38	18	20	14.29%	142	5	0		N	M,SC	6		(\$4,358.60)
Exc Award (06/30/2019, 06/30/2023, 06/30/20)																	
8875	BRIDGEVILLE	10/02/1952	Active	20	0	0	0	0.00%	22		9			M,VP,SC	24+		
8876	BROOKSIDE L C	01/03/1955	Active	14	0	1	-1	-6.67%	16	27	0		6	M,VP,SC	0		\$300.00
8877	CAMDEN WYOMING	03/01/1954	Active	21	0	0	0	0.00%	21		0		N	M,SC	23		
8881	CLAYMONT	03/28/1938	Active	86	5	4	1	1.18%	80	15	0		N	SC	0		\$3,716.00
Exc Award (06/30/2017, 06/30/2018, 06/30/20)																	
8882	CLAYTON	11/13/1946	Active	24	1	2	-1	-4.00%	25	8	0			VP,SC	0		\$140.00
Exc Award (06/30/2017, 06/30/2018)																	
153448	Delaware Camp Conquer	01/13/2023	Active	23	0	0	0	0.00%	23		20		3	M,VP,SC	1		
8883	DELAWARE CITY	05/21/1951	Active	26	1	0	1	4.00%	25		5			VP,SC	7		\$500.00
122010	Delaware State University Campus	04/25/2014	Cancelled(8*)	0	0	2	-2	-100.00%	2	6	22	1	None	P,S,T,M,VP SC	24+	90+ Days	
8884	DELMAR	02/22/1938	Active	31	0	0	0	0.00%	29		9		5	R	P,T,SC	8	\$400.00
8885	DEWEY BEACH	04/05/1951	Active	162	19	14	5	3.18%	153	12	0		2	N	0		\$1,203.95
Exc Award (06/30/2019)																	
8886	DOVER	03/26/1946	Active	47	30	34	-4	-7.84%	68	3	0			R	0		\$9,300.00
Exc Award (06/30/2022, 06/30/2023)																	
46633	FENWICK ISLAND	11/21/1986	Active	27	1	4	-3	-10.00%	30	14	2		2	R	M,SC	0	
52894	FREDERICA SPRING CREEK	04/14/1992	Active	36	4	1	3	9.09%	32	36	0			N	2		\$7,062.00
Exc Award (06/30/2017, 06/30/2018, 06/30/20)																	



# Club Health Assessment for District 22 D through March 2025

			Status	Membership							Reports					Finance		LCIF
Club Number	Club Name	Charter Date		Current Member Count	YTD Members Added	YTD Members Dropped	YTD Net Growth	YTD Net Growth%	Member Count 12 Months Ago	Avg. length of service for dropped members	Months Since Last MMR ***	Yrs. Since Last Officer Report	President Rotation	Vice President Reported ****	Months Since Last Activity Report ***	Account Balance	Donations for current Fiscal Year	
			Number of times on status quo within last two years	If below 15 members appears				If net loss is greater than 20% appears			If no report in 3 months appears in	When more than one year appears in	Number of repeat terms	Notes the officers that do not have an active	If no report at 12 months appears in red			
36970	GLASGOW	04/27/1979	Active	23	0	4	-4	-14.81%	26	1	4			VP,SC	1		\$1,426.00	
	Exc Award (06/30/2024)																	
8889	GREENWOOD	08/21/1956	Active	3	0	3	-3	-50.00%	6	27	3		None	N	P,M,SC	17	\$435.00	
8890	HARRINGTON	04/10/1939	Active	49	1	1	0	0.00%	47	14	0		7	R	VP,SC	0	\$563.00	
	Exc Award (06/30/2016, 06/30/2017, 06/30/2020)																	
141168	KOPE Cyber	03/10/2020	Cancelled(8*)	0	0	1	-1	-100.00%	1	2	6	1	None		P,S,T,M,VP SC	24+	90+ Days	
8893	LAUREL	11/29/1935	Active	26	0	1	-1	-3.70%	27	2	5				VP,SC	9		
	Exc Award (06/30/2017)																	
8894	LEWES	05/21/1946	Active	36	5	7	-2	-5.26%	36	13	2		4		P,VP,SC	24	90+ Days	
	Exc Award (06/30/2017)																	
8895	LORD BALTIMORE	01/08/1946	Active	64	8	4	4	6.67%	60	2	0		2	N	SC	0	\$2,563.00	
	Exc Award (06/30/2017, 06/30/2019, 06/30/2020)																	
8897	MILFORD	04/29/1946	Active	46	2	2	0	0.00%	50	2	0			N	VP	6	\$15,150.00	
	Exc Award (06/30/2019, 06/30/2022)																	
8899	MILLSBORO	03/18/1940	Active	29	5	1	4	16.00%	25	19	4			N	M,SC	6	\$100.00	
	Exc Award (06/30/2017)																	
8900	MILTON	02/14/1946	Active	42	1	1	0	0.00%	45	22	1			N		0	\$600.00	
	Exc Award (06/30/2019)																	
8902	NEW CASTLE HUNDRED	05/07/1947	Active	47	10	0	10	27.03%	41		0		2	N	SC	24+	\$1,650.00	
	Exc Award (06/30/2019, 06/30/2021, 06/30/2020)																	
8903	NEWARK	09/23/1929	Active	8	0	0	0	0.00%	8		12		2		M,VP,SC	24+	\$300.00	
28139	PIKE CREEK - GREEN HILLS	03/15/1974	Active	17	3	2	1	6.25%	15	48	0		11	R	SC	0	\$30,450.00	
8904	REHOBOTH BEACH	10/24/1946	Active	5	0	0	0	0.00%	14		9				P,S,M,VP,SC	19	\$200.00	
	Exc Award (06/30/2017)																	
8905	SEAFORD	02/07/1938	Active	31	0	2	-2	-6.06%	33	10	4			N	SC	1		
8909	TALLEYVILLE-NAAMANS	04/15/1947	Active	10	0	0	0	0.00%	10		12		3	R		12	\$1,050.00	
	Exc Award (06/30/2016)																	
43011	WILMINGTON GATEWAY	09/12/1983	Active	10	0	2	-2	-16.67%	12	16	7		2		M,VP,SC	24+	\$24.00	



## Club Health Assessment for District 22 D through March 2025

			Status	Membership							Reports				Finance	LCIF	
Club Number	Club Name	Charter Date		Current Member Count	YTD Members Added	YTD Members Dropped	YTD Net Growth	YTD Net Growth%	Member Count 12 Months Ago	Avg. length of service for dropped members	Months Since Last MMR ***	Yrs. Since Last Officer Report	President Rotation	Vice President Reported ****	Months Since Last Activity Report ***	Account Balance	Donations for current Fiscal Year
			Number of times on status quo within last two years	If below 15 members appears				If net loss is greater than 20% appears			If no report in 3 months appears in	When more than one year appears in	Number of repeat terms	Notes the officers that do not have an active	If no report at 12 months appears in red		
Exc Award (06/30/2019)	8911 WILMINGTON MANOR	03/12/1943	Active	25	2	4	-2	-7.41%	27	7	1			N	0		\$2,000.00
Exc Award (06/30/2019)	152485 Wilmington United	08/29/2022	Active(1)	26	2	11	-9	-25.71%	46	2	2		2	VP	N/A	90+ Days	

Clubs Cancelled Previous Fiscal Year – Clubs Cancelled within last 12 months may be reinstated

Club Number	Club Name	Charter Date	Current Status*	Cancellation Date
97424	CAPITOL CITY	06/28/2006	Cancelled(6*)	06/29/2024
8896	MIDDLETOWN	10/24/1947	Cancelled(6*)	06/29/2024

Current Total Clubs Count	YTD New Clubs Count	YTD Cancelled Clubs Count	YTD Net Club Gain	Current Total Members Count	YTD Add	YTD Drop	YTD Net Growth	YTD Net Growth %	Member Count 12 Months Ago	Average Member Count Per Club	% of Clubs with less than 20 members	% No MMR in 3 Months	% No Officer Report in 12 Months	% of Clubs with balance 90+ days	Number of Clubs in Status Quo	% Status Quo Clubs in Financial Suspension	Number of Cancelled Clubs	Average Cancelled Club Age	Members Lost Due to Cancellation	% of Clubs Cancelled for Non-Financial Reasons
35	2	2	0	1,258	184	131	53	4.40%	1,219	36	23%	40%	0%	9%	0	0%	2	55	3	0%

\* - P - Priority Club. Cancellation Reasons: 1-Objectives/conduct, 2-Non-active club, 5-Non-existing club, 6-Disbanding, 7-Merger, 8-Financial Suspension, 9-District/Multiple District Dues.

\*\* - Abbreviation: P-President, S-Secretary, T-Treasurer, M-Member Chairperson, VP-First Vice President, MC-Communications Chairperson, SC-Service Chairperson

\*\*\* - Abbreviation: N/R - Never reported using the Lions Clubs website, N/A - Not applicable, No password registered for the Lions Clubs website.

\*\*\*\* - Abbreviation: N - New, IP - Immediate Past, R - Repeat.



# Club Health Assessment for District 22 W through March 2025

			Status	Membership							Reports					Finance	LCIF
Club Number	Club Name	Charter Date		Current Member Count	YTD Members Added	YTD Members Dropped	YTD Net Growth	YTD Net Growth%	Member Count 12 Months Ago	Avg. length of service for dropped members	Months Since Last MMR ***	Yrs. Since Last Officer Report	President Rotation	Vice President Reported ****	Months Since Last Activity Report ***	Account Balance	Donations for current Fiscal Year
			Number of times on status quo within last two years	If below 15 members appears				If net loss is greater than 20% appears			If no report in 3 months appears in	When more than one year appears in	Number of repeat terms	Notes the officers that do not have an active	If no report at 12 months appears in red		
Clubs more than two years old																	
8912	BOONSBORO	03/16/1931	Active	36	1	0	1	2.86%	35		5			N	SC	10	\$3,000.00
8913	BRUNSWICK	06/22/1945	Active	15	0	1	-1	-6.25%	24	3	6		5		VP,SC	11	\$50.00
8915	CHEWSVILLE	02/22/1955	Active	27	0	0	0	0.00%	28		1			N	S	21	\$189.40
8916	CLEAR SPRING	04/07/1949	Active	18	0	0	0	0.00%	18		9		None		P,M,VP,SC	16	\$155.00
8917	CUMBERLAND	06/10/1931	Active	14	0	0	0	0.00%	14		17	1	None		P,S,T,M,VP SC	16	\$700.00
8918	DEEP CREEK LAKE L C	11/12/1971	Active	46	4	1	3	6.98%	39	7	8		4	R	M,SC	9	\$170.00
28016	DEER PARK	02/28/1974	Active	26	2	6	-4	-13.33%	29	12	2			R		0	\$3,550.00
Exc Award (06/30/2018, 06/30/2019, 06/30/20)																	
41971	EMMITSBURG	11/16/1982	Active	34	4	1	3	9.68%	31	1	0		2	R	M,SC	5	\$4,400.00
131130	Flintstone	05/26/2017	Active	9	0	0	0	0.00%	9		3		2	N	P,T,SC	19	\$80.00
8920	FREDERICK	05/17/1922	Active	13	0	0	0	0.00%	13		7		3	R	M,SC	3	\$50.00
Exc Award (06/30/2016)																	
8921	FREDERICK FRANCIS SCOTT KEY	09/14/1959	Active	20	3	1	2	11.11%	19	13	0			N	SC	0	\$1,808.00
141565	Frederick Fusion	06/22/2020	Active	6	0	10	-10	-62.50%	16	4	8		2	R	M,SC	17	\$220.00
8922	FREEDOM DISTRICT	09/16/1947	Active	88	5	8	-3	-3.30%	93	13	1			N	S	1	\$590.00
Exc Award (06/30/2018, 06/30/2021, 06/30/20)																	
8923	FROSTBURG	08/01/1945	Active	24	4	2	2	9.09%	22	9	3		4	R	M,SC	0	\$1,000.00
121759	Frostburg State University Campus	04/07/2014	Active(1)	4	0	0	0	0.00%	4		5			R	S,M,SC	24+	\$20.00
8925	GLADE VALLEY	04/03/1945	Active	38	2	1	1	2.70%	35	3	0			N		0	\$2,230.00
Exc Award (06/30/2016, 06/30/2018, 06/30/20)																	
8926	GRANTSVILLE	08/01/1961	Active	47	1	6	-5	-9.62%	52	5	3			N		5	\$1,000.00
Exc Award (06/30/2018)																	
84701	GREATER CARROLL	01/19/2005	Active	26	1	4	-3	-10.34%	27	8	0			R	M,SC	14	\$5,750.00
8927	HAGERSTOWN	03/13/1923	Active	40	0	0	0	0.00%	42		4			N		3	\$85.00
Exc Award (06/30/2023)																	



# Club Health Assessment for District 22 W through March 2025

			Status	Membership							Reports					Finance	LCIF	
Club Number	Club Name	Charter Date		Current Member Count	YTD Members Added	YTD Members Dropped	YTD Net Growth	YTD Net Growth%	Member Count 12 Months Ago	Avg. length of service for dropped members	Months Since Last MMR ***	Yrs. Since Last Officer Report	President Rotation	Vice President Reported ****	Months Since Last Activity Report ***	Account Balance	Donations for current Fiscal Year	
			Number of times on status quo within last two years	If below 15 members appears					If net loss is greater than 20% appears		If no report in 3 months appears in	When more than one year appears in	Number of repeat terms	Notes the officers that do not have an active	If no report at 12 months appears in red			
8929	HAMPSTEAD	08/28/1951	Active	68	0	2	-2	-2.86%	70	2	0			N	M,SC	3		\$40.00
8930	HANCOCK	09/19/1951	Active	11	0	0	0	0.00%	11		5		10	R	VP,SC	24+		\$20.00
125240	Hancock Lioness	06/22/2015	Active	31	1	0	1	3.33%	29		4		2	N	SC	1		\$410.00
Exc Award (06/30/2018, 06/30/2023)																		
29999	HARNEY	12/09/1974	Active	16	0	0	0	0.00%	16		11		6		VP,SC	4		\$80.00
Exc Award (06/30/2019)																		
8931	KITZMILLER	04/20/1949	Active	23	0	0	0	0.00%	23		4		2	N	VP	2		\$530.00
8938	LA VALE	11/08/1955	Active	90	6	4	2	2.27%	88	12	0			N		0		\$2,835.00
Exc Award (06/30/2016, 06/30/2018, 06/30/2020)																		
8932	LIBERTYTOWN UNIONVILLE	04/25/1949	Active	24	3	1	2	9.09%	25	23	3				VP	1		\$100.00
8933	LINEBORO MANCHESTER	08/02/1945	Active	40	1	2	-1	-2.44%	40	29	0			N	M	1		\$875.00
8934	LONACONING	10/02/1931	Active	19	0	1	-1	-5.00%	20	14	2		2	R	SC	2	90+ Days	\$35.00
8936	MIDDLETOWN	02/27/1931	Active	49	3	4	-1	-2.00%	47	23	1		2	N		0		\$721.00
120806	Monocacy Community	11/22/2013	Cancelled(6*)	0	0	2	-2	-100.00%	8	11	8		None		P,S,T,M,VP SC	24+		
8937	MOUNT AIRY	10/25/1940	Active	15	3	4	-1	-6.25%	14	5	4			N	T,M,SC	23		\$500.00
30572	MOUNT SAVAGE MASON-DIXON	04/16/1975	Active	27	2	3	-1	-3.57%	32	24	1		None		P,T,M,VP,SC	0		\$1,025.00
97869	MT AIRY 4 COUNTY	10/25/2006	Active	58	1	12	-11	-15.94%	68	14	2			N	M	9		\$2,265.00
8939	MYERSVILLE	06/26/1946	Active	23	1	0	1	4.55%	22		8		3	R	M,SC	8		\$1,200.00
Exc Award (06/30/2018)																		
8941	NEW MARKET DISTRICT	03/08/1954	Active	34	1	7	-6	-15.00%	40	23	0			N		6		\$1,815.00
Exc Award (06/30/2018)																		
8940	NEW WINDSOR	12/18/1947	Active	38	6	1	5	15.15%	35	5	1			N		2		\$809.00
Exc Award (06/30/2023)																		
117694	NORTH BRANCH	08/22/2012	Active	12	1	1	0	0.00%	12	11	0		7	R	VP	1	90+ Days	\$20.00
8942	OAKLAND MT LAKE PARK	11/22/1940	Active	56	3	0	3	5.66%	54		2			N	SC	3		\$1,060.00
42393	RAWLINGS POTOMAC VALLEY	03/08/1983	Active(1)	14	0	0	0	0.00%	14		5		7	R	VP,SC	16	90+ Days	\$70.00



# Club Health Assessment for District 22 W through March 2025

Club Number	Club Name	Charter Date	Status	Membership							Reports					Finance	LCIF
				Current Member Count	YTD Members Added	YTD Members Dropped	YTD Net Growth	YTD Net Growth%	Member Count 12 Months Ago	Avg. length of service for dropped members	Months Since Last MMR ***	Yrs. Since Last Officer Report	President Rotation	Vice President Reported ****	Months Since Last Activity Report ***	Account Balance	Donations for current Fiscal Year
			Number of times on status quo within last two years	If below 15 members appears				If net loss is greater than 20% appears			If no report in 3 months appears	When more than one year appears in	Number of repeat terms	Notes the officers that do not have an active	If no report at 12 months appears in red		
8943	ROARING RUN	01/21/1959	Active	35	5	2	3	9.38%	30	36	0			N	M	0	\$835.00
8944	SHARPSBURG	09/30/1949	Active	9	0	2	-2	-18.18%	11	24	1		8	R	M,VP,SC	8	\$700.00
8945	SILVER RUN UNION MILLS	03/09/1961	Active	4	0	0	0	0.00%	7		0		5		M,VP,SC	3	\$50.00
8946	SMITHSBURG	04/10/1945	Active	15	0	0	0	0.00%	15		0			N		0	\$20.00
115198	SOUTH CARROLL LIONESS	10/05/2011	Active	38	3	2	1	2.70%	39	7	3		2		VP	0	\$1,490.00
Exc Award (06/30/2022, 06/30/2023)																	
8947	TANEYTOWN	06/25/1947	Active	37	2	2	0	0.00%	37	14	0			N		2	\$5,656.00
8948	TAYLORSVILLE WINFIELD	01/27/1954	Active	15	0	2	-2	-11.76%	18	19	5		8		S,VP,SC	3	\$200.00
Exc Award (06/30/2016, 06/30/2019)																	
8949	TERRA RUBRA L C	02/17/1966	Active	60	1	2	-1	-1.64%	61	31	3			N		0	\$7,277.00
8950	THURMONT	10/28/1929	Active	63	2	4	-2	-3.08%	67	10	0				M,VP,SC	2	\$1,100.00
Exc Award (06/30/2016, 06/30/2017)																	
8951	UNION BRIDGE	12/13/1944	Active	29	3	3	0	0.00%	29	15	4		2	R	SC	17	\$1,000.00
38142	VALLEY	03/31/1980	Cancelled(6*)	0	0	7	-7	-100.00%	7	25	8	1	None		P,S,T,M,VP SC	12	90+ Days
8954	WESTMINSTER	11/07/1940	Active	32	1	2	-1	-3.03%	34	24	0			N		3	\$1,410.00
Exc Award (06/30/2017, 06/30/2024)																	
8955	WILLIAMSPORT	04/02/1945	Active	52	5	4	1	1.96%	55	13	0			N	SC	24+	\$1,200.00
Exc Award (06/30/2017)																	


Clubs Cancelled Previous Fiscal Year – Clubs Cancelled within last 12 months may be reinstated

Club Number	Club Name	Charter Date	Current Status*	Cancellation Date
139042	Deer Park-Swanton	06/30/2019	Cancelled(1*)	02/16/2024

Current Total Clubs Count	YTD New Clubs Count	YTD Cancelled Clubs Count	YTD Net Club Gain	Current Total Members Count	YTD Add	YTD Drop	YTD Net Growth	YTD Net Growth %	Member Count 12 Months Ago	Average Member Count Per Club	% of Clubs with less than 20 members	% No MMR in 3 Months	% No Officer Report in 12 Months	% of Clubs with balance 90+ days	Number of Clubs in Status Quo	% Status Quo Clubs in Financial Suspension	Number of Cancelled Clubs	Average Cancelled Club Age	Members Lost Due to Cancellation	% of Clubs Cancelled for Non-Financial Reasons
50	0	2	-2	1,568	81	117	-36	-2.24%	1,628	31	34%	48%	2%	12%	0	0%	2	30	9	100%



Club Health Assessment for District 22 W through March 2025

			Status	Membership							Reports					Finance	LCIF
Club Number	Club Name	Charter Date		Current Member Count	YTD Members Added	YTD Members Dropped	YTD Net Growth	YTD Net Growth%	Member Count 12 Months Ago	Avg. length of service for dropped members	Months Since Last MMR ***	Yrs. Since Last Officer Report	President Rotation	Vice President Reported ****	Months Since Last Activity Report ***	Account Balance	Donations for current Fiscal Year
			Number of times on status quo within last two years	If below 15 members appears				If net loss is greater than 20% appears			If no report in 3 months appears in	When more than one year appears in	Number of repeat terms	Notes the officers that do not have an active	If no report at 12 months appears in red		

\* - P - Priority Club. Cancellation Reasons: 1-Objectives/conduct, 2-Non-active club, 5-Non-existing club, 6-Disbanding, 7-Merger, 8-Financial Suspension, 9-District/Multiple District Dues.  
\*\* - Abbreviation: P-President, S-Secretary, T-Treasurer, M-Member Chairperson, VP-First Vice President, MC-Communications Chairperson, SC-Service Chairperson  
\*\*\* - Abbreviation: N/R - Never reported using the Lions Clubs website, N/A - Not applicable, No password registered for the Lions Clubs website.  
\*\*\*\* - Abbreviation: N - New, IP - Immediate Past, R - Repeat.